



Department of Commerce
COMMONWEALTH OF THE NORTHERN MARIANA ISLANDS
Caller Box 10007 CK, Saipan, MP 96950
Tel. (670) 664-3000/1 • Fax: (670) 664-3067

PRESS RELEASE

Consumer Price Index for First Quarter 2011 to Second Quarter 2012

Capitol Hill – Governor Benigno R. Fitial and Lt. Governor Eloy S. Inos, through the Department of Commerce’s Central Statistics Division, are pleased to release the 2nd Quarter 2012 Consumer Price Index (CPI) publication, which includes the indices from the 1st Quarter of 2011 to date.

The department delayed the release of Saipan, Tinian, and Rota’s First Quarter 2011 to First Quarter 2012 due to the complexities of data collections, calculations, data reviews, coupled with the austerity measure challenges; capacity and resources. The collection process requires coordination between the Saipan, Rota, and Tinian teams as well as with the local vendors whose items are part of the overall “basket” of goods.

The statistical information reflected in this publication contains a wealth of information that measures quarterly changes in prices of a “basket” of goods and services, which are representative of purchases by private households in the CNMI.

To ensure representation of the basket is reflective of current purchasing pattern of households, the CPI was rebased after the 2005 Household Income and Expenditure Survey (HIES) and the base year adjusted to 4th Quarter 2008. These changes help maintain the integrity of the CPI index, providing the people of CNMI with a more reliable measure of the changes in the cost of living.

This publication also presents results for the islands of Rota and Tinian, where price collection commenced in the 1st quarter of 2010. Included, are comparable graphs between the islands depicting goods of significance in the households.

The department acknowledges with great appreciation the valuable contributions of the many participating establishments for allowing the collection of prices on a quarterly basis for the selected items within the CNMI CPI. With their continued cooperation and assistance, the department will continue to publish the CNMI CPI to account for the changes in the prices of commodities consumed by the people residing in the CNMI.

The department acknowledges the funding support from the Department of Interior’s Office of Insular Affairs (OIA) and the technical assistance and contributions of the Secretariat of the Pacific Community’s (SPC) Dr. Gerald Haberkorn and his staff Mr. Chris Ryan to this CPI publication.

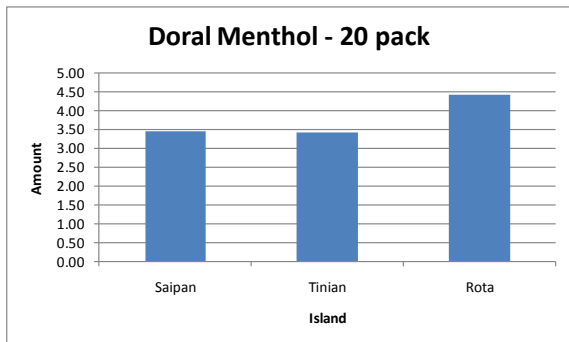
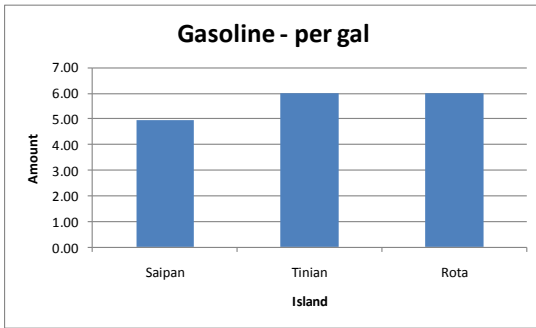
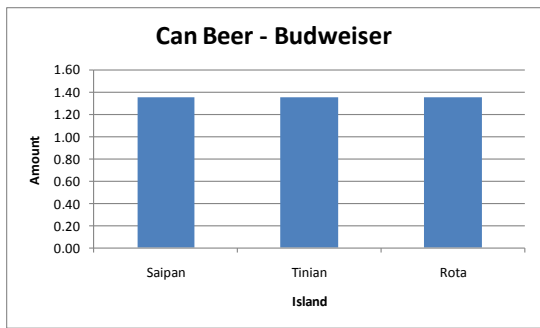
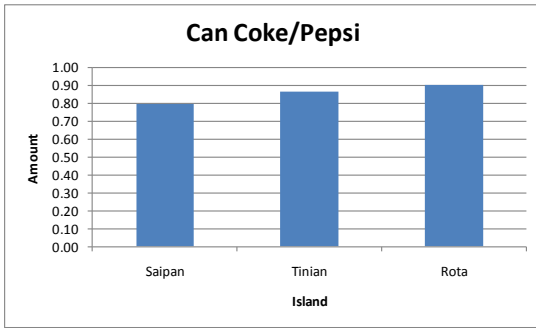
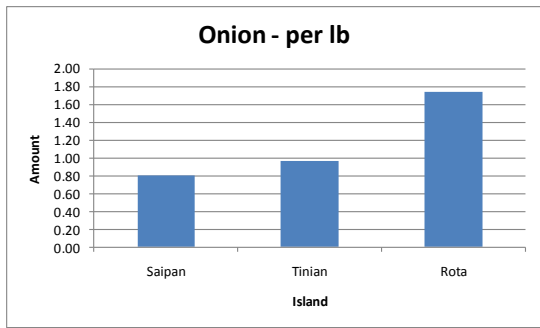
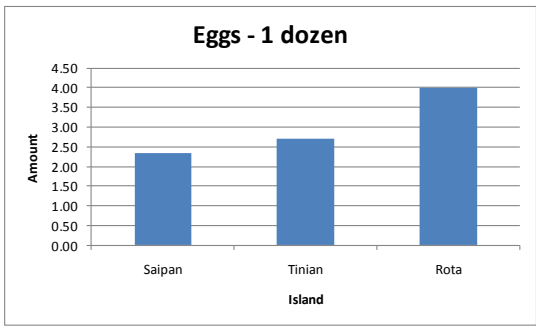
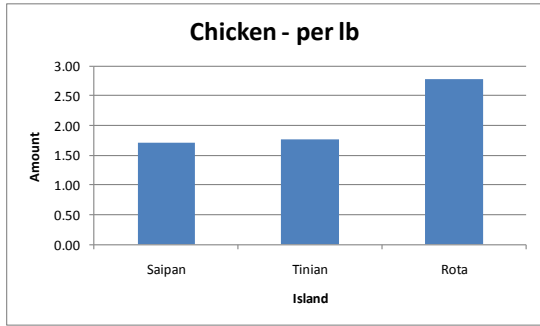
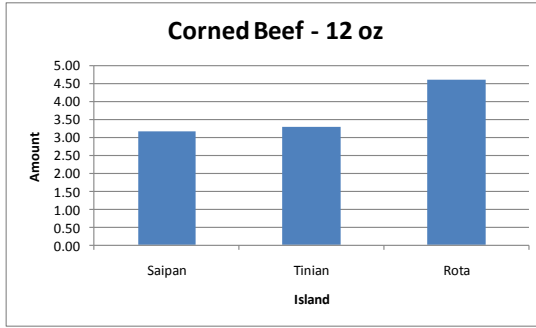
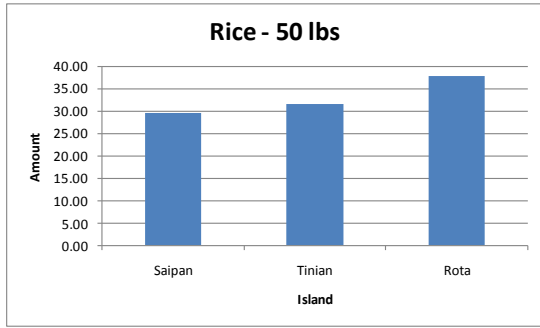
The department further commends the staff at the Central Statistics Division in Saipan, and the Resident Commerce directors and staff in Rota and Tinian for their hard work and dedication in publishing this product.

The 2nd Quarter 2012 Consumer Price Index Publication may be accessed via the department’s website at www.commerce.gov.mp.

For further inquiries, please contact the CSD office at 664-3023 or email us at director.csd@commerce.gov.mp

Below are examples of products in the report (i.e. Analysis – Comparison of selected items across the islands and the Saipan Historical Index (1Q 2003 to 2Q 2012):

Analysis – Comparison across Islands (selected items)



Appendix 1 – Saipan Historical Index

(Q1-2003 to Q2-2012)

Year.Qtr	All Items	Food	Alcoholic Beverages	Housing & Utilities	Apparel	Transportation	Medical Care	Recreation	Education & Communication	Other Goods & Services
Weights	100.0	17.1	1.4	30.4	6.1	22.2	10.7	3.4	5.6	3.1
2003.01	79.4	76.0	87.3	63.3	92.6	94.7	86.8	95.2	96.4	85.7
2003.02	79.3	76.3	87.5	63.3	92.8	94.4	86.8	94.6	96.2	85.7
2003.03	79.2	76.5	87.3	62.8	93.5	94.4	86.8	94.3	96.6	85.7
2003.04	79.1	76.4	87.2	62.0	93.1	95.2	86.8	91.7	96.0	85.7
2004.01	79.6	78.4	87.2	62.3	93.4	95.2	86.8	91.0	96.0	85.7
2004.02	80.1	79.2	87.1	61.9	92.4	95.6	86.8	96.7	96.0	92.8
2004.03	79.8	80.0	87.4	61.7	88.4	94.7	86.8	94.2	95.2	92.8
2004.04	80.4	81.7	87.2	62.1	85.8	94.9	86.8	93.9	97.3	92.8
2005.01	80.4	81.3	87.3	62.2	90.8	95.3	86.8	94.1	94.5	92.8
2005.02	80.7	81.9	88.4	62.2	89.5	95.4	86.8	96.6	94.9	92.9
2005.03	80.8	82.2	88.8	62.3	86.2	95.7	86.9	96.0	96.2	92.9
2005.04	81.3	81.8	88.8	63.8	85.7	95.7	86.7	96.8	97.2	92.9
2006.01	82.4	82.8	89.2	64.8	97.2	96.0	92.3	99.3	97.8	92.9
2006.02	82.6	82.9	89.2	65.5	97.7	96.0	92.3	99.9	97.8	92.9
2006.03	91.6	83.8	89.3	90.7	98.7	96.0	92.3	102.0	97.9	92.9
2006.04	92.2	85.5	89.3	91.2	98.9	96.0	92.3	100.8	98.3	92.9
2007.01	92.7	86.9	92.7	91.5	100.5	96.0	92.3	101.2	98.7	92.9
2007.02	94.7	88.1	92.7	96.7	100.8	96.0	93.3	101.3	98.6	92.9
2007.03	94.8	88.5	92.7	96.7	101.0	96.0	93.3	101.8	98.6	92.9
2007.04	95.1	89.4	93.1	97.0	101.0	96.0	93.3	102.0	98.6	92.9
2008.01	93.8	93.1	95.1	90.6	101.2	96.0	100.0	103.6	98.5	92.9
2008.02	105.0	93.5	95.8	120.2	100.1	99.2	100.0	100.5	98.5	92.9
2008.03	103.9	97.5	99.2	116.3	99.5	95.9	97.1	100.0	99.5	100.0
2008.04	100.0	100.0	100.0	100.0	100.0	100.0	100.0	100.0	100.0	100.0
2009.01	100.0	100.9	97.8	98.9	100.0	100.5	101.6	100.0	97.2	101.5
2009.02	101.5	102.3	98.3	100.4	100.0	103.9	101.6	103.2	97.0	101.5
2009.03	101.8	104.9	101.1	97.6	103.4	105.3	98.4	103.6	105.5	102.5
2009.04	105.3	104.5	99.0	106.6	104.3	108.4	98.4	103.8	105.8	103.0
2010.01	105.9	102.9	101.3	105.7	102.7	113.7	100.5	101.6	105.1	102.6
2010.02	106.5	103.4	101.0	106.8	100.2	114.5	100.5	102.4	105.1	104.4
2010.03	106.8	103.0	101.0	106.9	100.1	116.9	99.5	101.4	104.9	104.3
2010.04	111.1	104.4	106.8	108.0	100.3	123.9	119.3	101.2	104.5	106.2
2011.01	109.6	106.5	103.4	100.7	99.7	124.5	119.2	102.7	104.2	112.2
2011.02	110.4	109.3	101.7	101.1	99.3	125.8	119.2	102.6	104.2	112.4
2011.03	113.6	110.8	109.2	102.3	100.1	129.1	135.1	102.6	104.6	112.7
2011.04	113.8	110.3	109.2	102.9	101.4	129.3	135.1	101.6	105.2	112.9
2012.01	114.3	110.2	106.8	103.0	100.2	131.4	135.0	104.3	105.0	113.1
2012.02	113.4	110.4	108.1	102.4	99.6	126.9	137.8	104.3	103.9	113.3